



NORTH SHORE OPEN SPACE PARK

NOVEMBER 12, 2014


AGENDA

- 1. Recap Park Issues and Vision Plan**
- 2. Revised Park Scope**
- 3. Annual Maintenance Estimate**

PARK ISSUES



Overgrown plantings



Indistinguishable entrances



Worn-out facilities



Unsightly maintenance yard



Lack of identity



Ordinary programming



Uninviting fence



Dark at night



Weekend overuse, weekday underuse



Lack of Beachwalk



No eyes on the park to enhance sense of safety



Poor sightlines

CITY'S WISH LIST


Desired improvements to NSOSP



VISION PLAN

MARCH 2014





PARK SCOPE: \$10 MILLION BUDGET

IMPROVEMENTS TO REPAIR DEFERRED MAINTENANCE AND UPGRADE TO MIAMI BEACH EXPECTATIONS

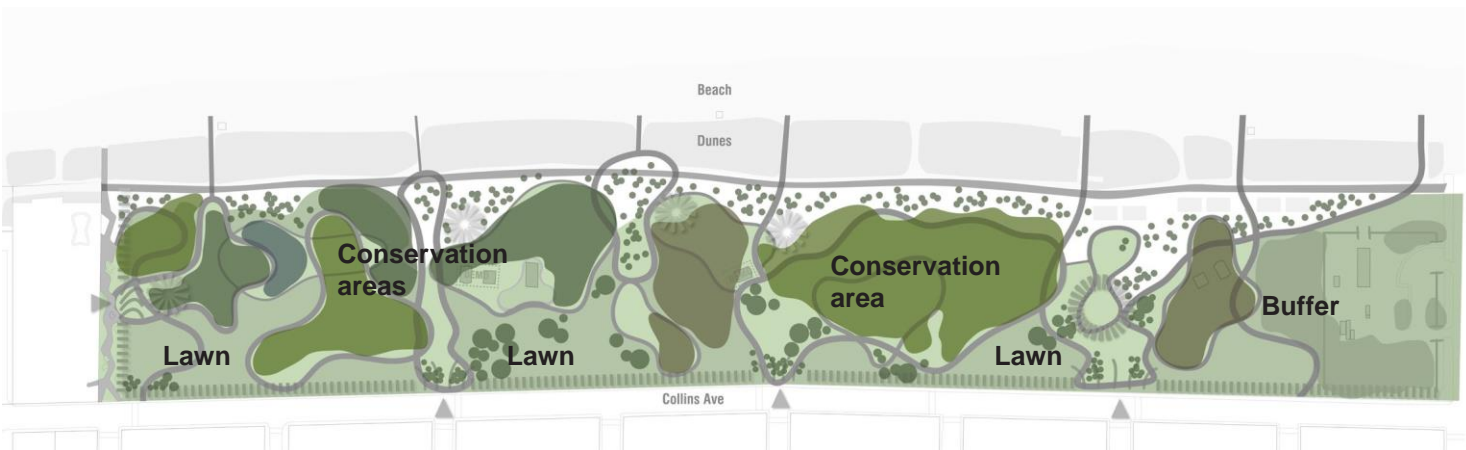
1 Circulation + Lighting

An expanded path network, new lighting, and an extension of the Beachwalk



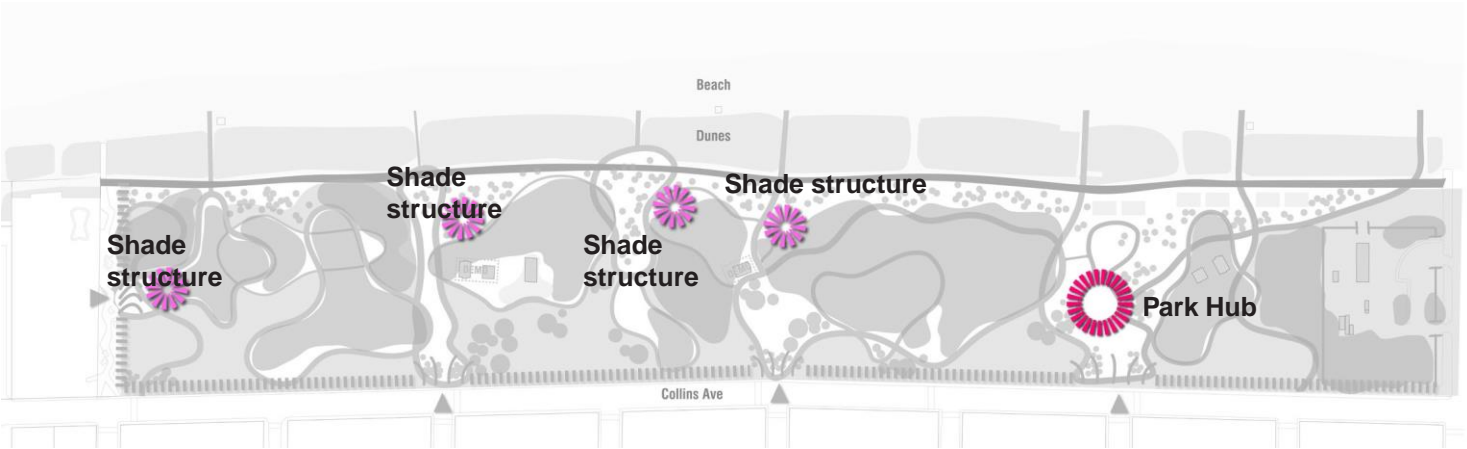
2 Planting

Revitalized lawns, tree pruning, removal of invasive plants, and a diversified native plant palette



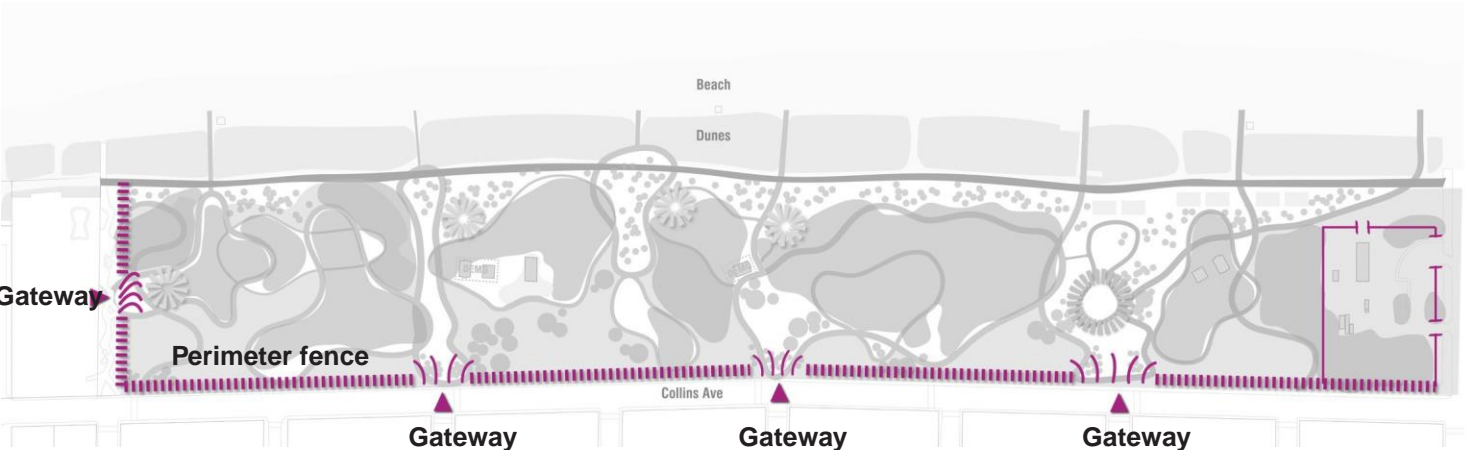
3 Program Enhancements

New concessions, restrooms, and shade structures



4 Fencing + Gateways

New perimeter fence, four iconic park gateways, and park signage

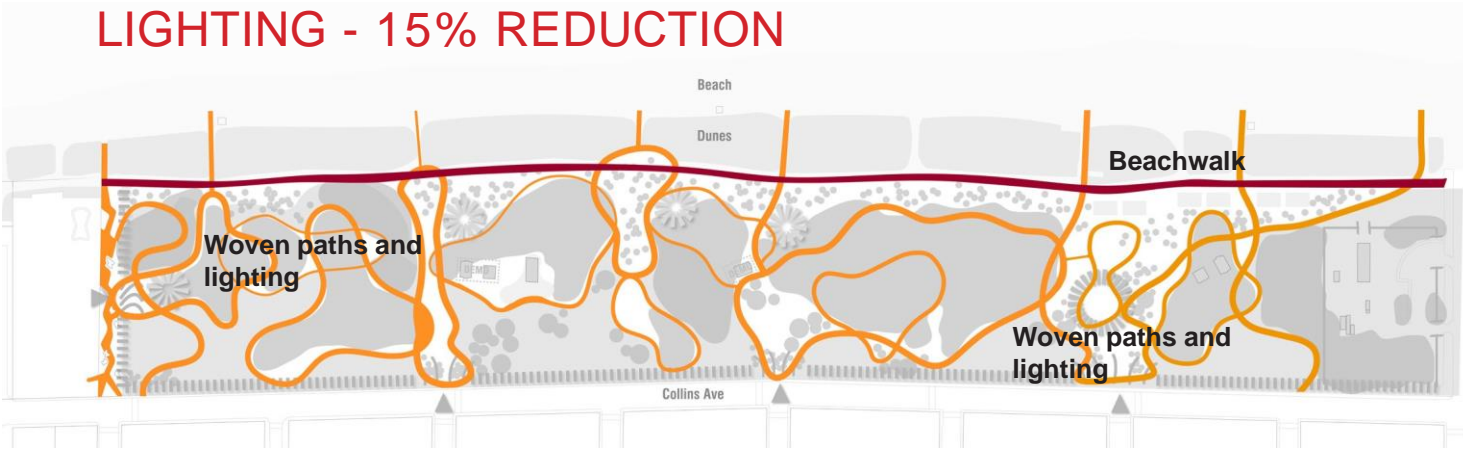


PARK SCOPE: ADJUSTED FOR \$6 MILLION BUDGET

1 Circulation + Lighting

An expanded path network, new lighting, and an extension of the Beachwalk

LIGHTING - 15% REDUCTION



2 Planting

Revitalized lawns, tree pruning, removal of invasive plants, and a diversified native plant palette

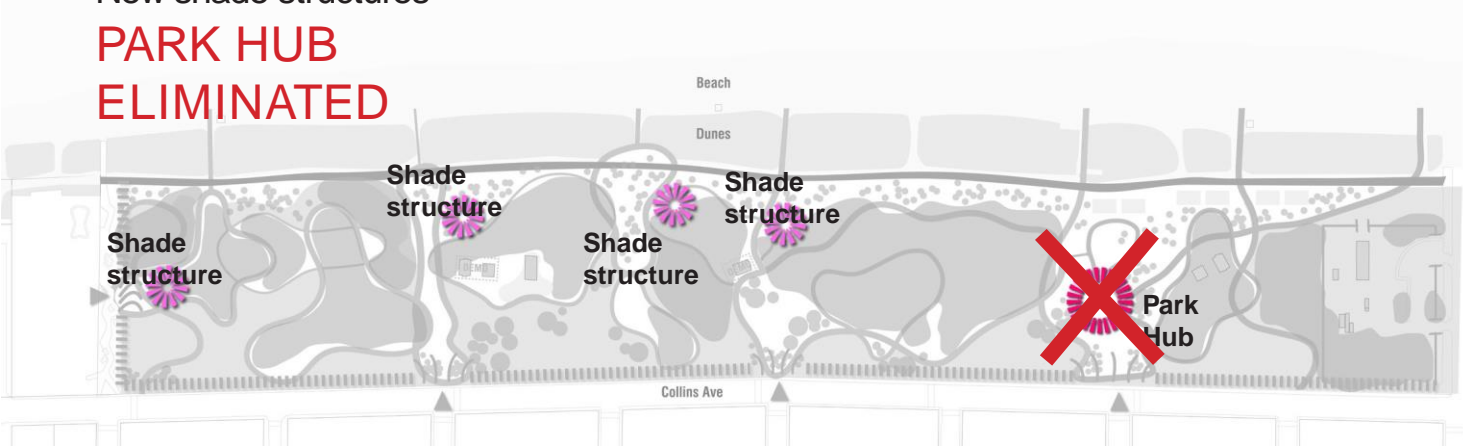
25% REDUCTION OF NEW TREES



3 Program Enhancements

New shade structures

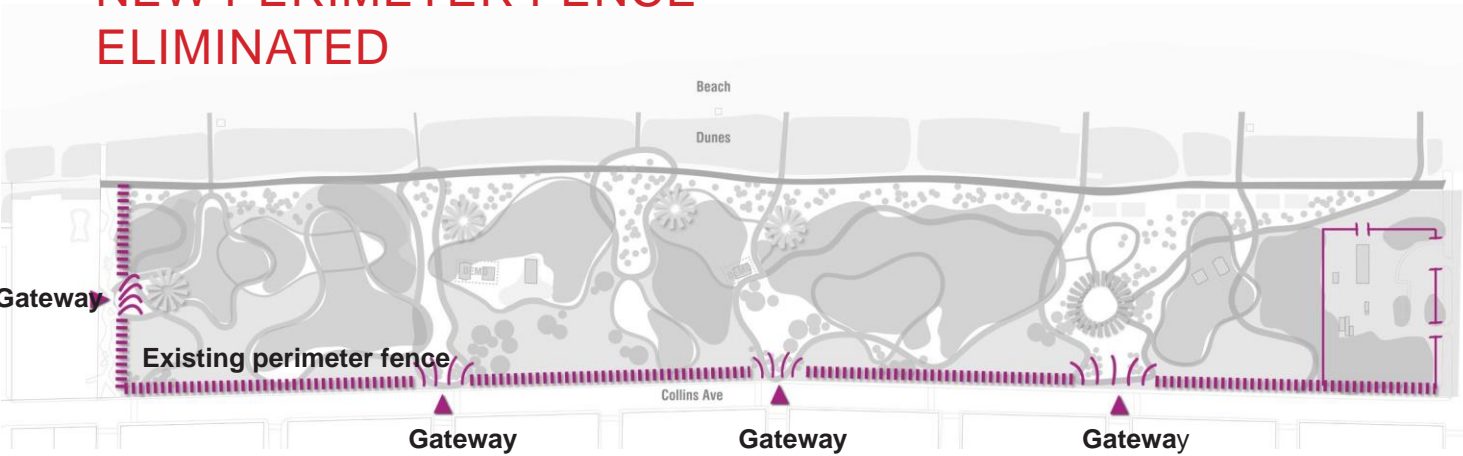
PARK HUB
ELIMINATED



4 Gateways

Four iconic gateways and park signage

NEW PERIMETER FENCE
ELIMINATED



A CONNECTED, FRIENDLY PARK FOR MIAMI BEACH RESIDENTS

Paths + Lighting

Expanded path network and new lighting

\$2.3 million

Beachwalk

Recycled rubber path

\$1 million

Shade structures

4 custom shade structures unique to Miami Beach

\$1.3 million

Planting

Revitalized planting, tree pruning, removal of invasive species

\$500,000

Gateways

New park signage and ornamental entrance gates at 4 locations

\$240,000

Hard cost total

\$5.35 million

Soft costs

Survey, permitting, contractor fees, design fees, etc.

\$1-1.34 million

GRAND TOTAL

\$6.35-6.69 million



PARK MAINTENANCE

ESTIMATE FROM VALLEY CREST

MONTHLY SERVICES	ANNUAL SERVICES	UNIT COST	ANNUAL
MOW, EDGE, LINE TRIM	36	\$1,104	\$39,744
IRRIGATION CONTROLLER CHECK	12	\$60	\$720
FULL IRRIGATION SERVICES (WET TEST)	36	\$1,00	\$36,000
PLANT BEDS/SHRUB PRUNING	36	\$900	\$32,400
WEED CONTROL	36	\$160	\$5,760
LITTER CONTROL	140	\$90	\$12,600
		FULL SERVICES SUBTOTAL:	\$127,224

EXTRA SERVICES	ANNUAL SERVICES	COST PER SERVICE	TOTAL ANNUAL
MULCH	2	\$4000	\$8,000
TREE PRUNING	1	\$15,000	\$15,000
PALM PRUNING	4	\$6,000	\$24,000
FERTILIZE TREES	3	\$200	\$600
FERTILIZE PALMS	4	\$350	\$1,400
FERTILIZE PLANT BEDS/SHRUBS	3	\$1,000	\$3,000
FERTILIZE TURF	3	\$300	\$900
PRESSURE CLEANING	4	\$5,400	\$21,600
RESTROOM SERVICE	N/A	N/A	\$90,000
TRASH RECEPTACLES	N/A	N/A	\$70,000
		EXTRA SERVICES SUBTOTAL:	\$234,500

ANNUAL GRAND TOTAL: \$361,724

CURRENT PARK MAINTENANCE ESTIMATE: \$210,000